# Instrukcja montażowa

# BRASS Regał otwarty 1D



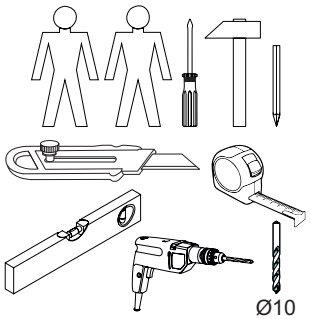


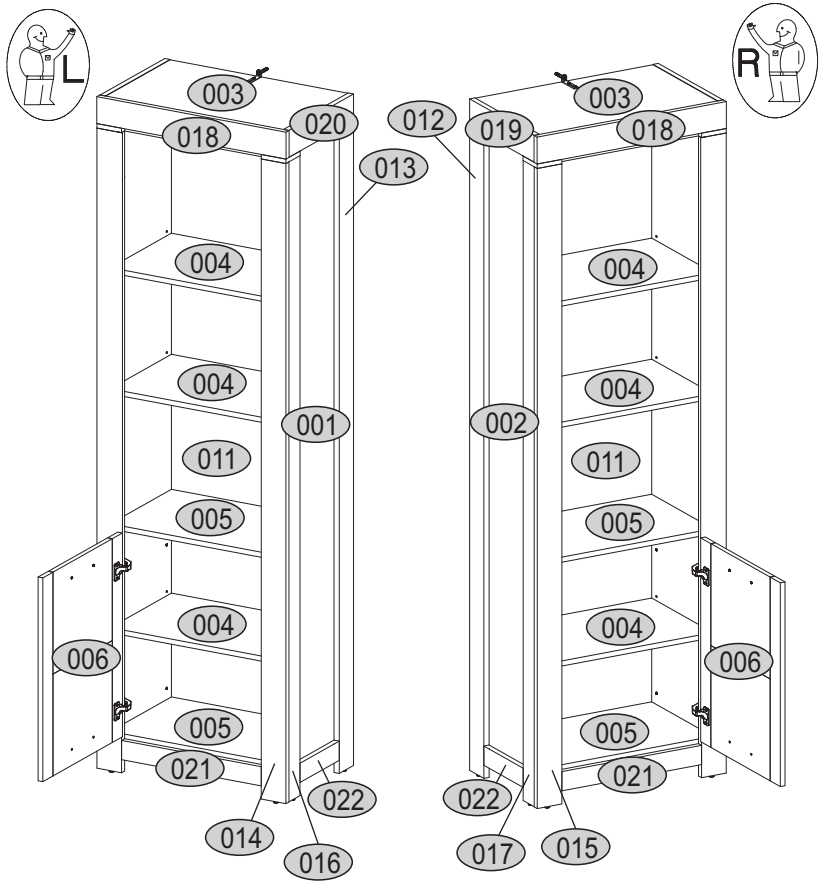


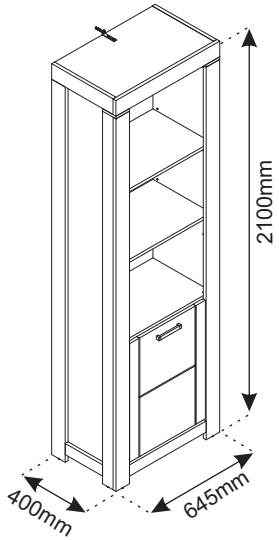


| Kod | Wymiary | | | | Pakiet |
|---|---|---|---|---|---|
| 001 | 2015 | 362 | 16 | 1 | 2/2 |
| 002 | 2015 | 362 | 16 | 1 | 2/2 |
| 003 | 607 | 382 | 16 | 1 | 1/2 |
| 004 | 575 | 361 | 16 | 3 | 1/2 |
| 005 | 575 | 361 | 16 | 2 | 1/2 |
| 006 | 636 | 470 | 16 | 1 | 1/2 |
| 010 | 575 | 60 | 16 | 1 | 1/2 |
| 011 | 1988 | 603 | 2,5 | 1 | 2/2 |
| 012 | 2012 | 84 | 18 | 1 | 2/2 |
| 013 | 2012 | 84 | 18 | 1 | 2/2 |
| 014 | 1998 | 84 | 18 | 1 | 2/2 |
| 015 | 1998 | 84 | 18 | 1 | 2/2 |
| 016 | 1998 | 66 | 18 | 1 | 2/2 |
| 017 | 1998 | 66 | 18 | 1 | 2/2 |
| 018 | 84 | 645 | 18 | 1 | 1/2 |
| 019 | 84 | 382 | 18 | 1 | 1/2 |
| 020 | 84 | 382 | 18 | 1 | 1/2 |
| 021 | 60 | 476 | 18 | 1 | 1/2 |
| 022 | 60 | 232 | 18 | 2 | 1/2 |
| Akcesoria | | | | 1 | 1/2 |

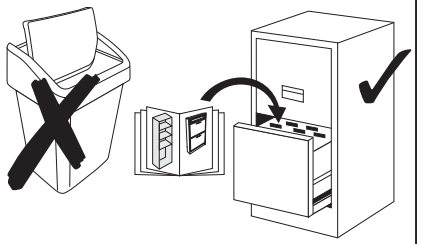

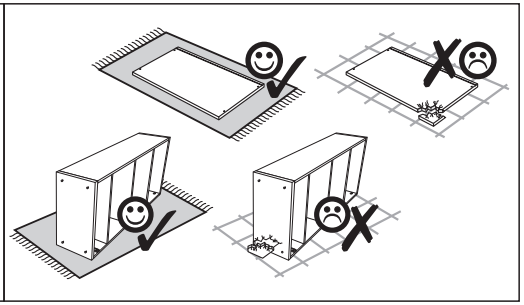

# Akcesoria:

| | | | |
|---|---|---|---|
| **29x**<br>**f1**<br>*Ø8x30* | **28x**<br>**r1**<br>*15x12* | **24x**<br>**r16**<br>*Ø5x24* | **26x**<br>**p9**<br>*Ø4x30* |
| **6x**<br>**k1** | **6x**<br>**n221.01** | **28x**<br>**p25**<br>*Ø3.5x16* | **4x**<br>**r23** |
| **1x**<br>**f3** | **2x**<br>**a111** | **2x**<br>**b104** | **1x**<br>**n14** |
| **2x**<br>**n41**<br>*Ø84x84x14* | **1x**<br>**p17**<br>*Ø6.0x50* | **30x**<br>**l1** | **26x**<br>**s4** |
| **10x**<br>**s2** | **1x**<br>**z1** | **1x**<br>**c82** | **16x**<br>**f13**<br>*Ø8x20* |
| **4x**<br>**f6** | **12x**<br>**d1** | **8x**<br>**p21**<br>*Ø4.0x30* | **2x**<br>**l2** |
| **2x**<br>**n121.03** | | | |

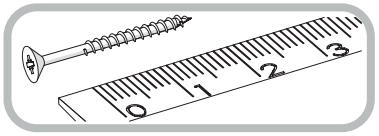

# 1

| r1 | f1 | r16 | f13 | f6 | k1 | r23 |
|---|---|---|---|---|---|---|
| x16 | x13 | x6 | x16 | x4 | x4 | x4 |

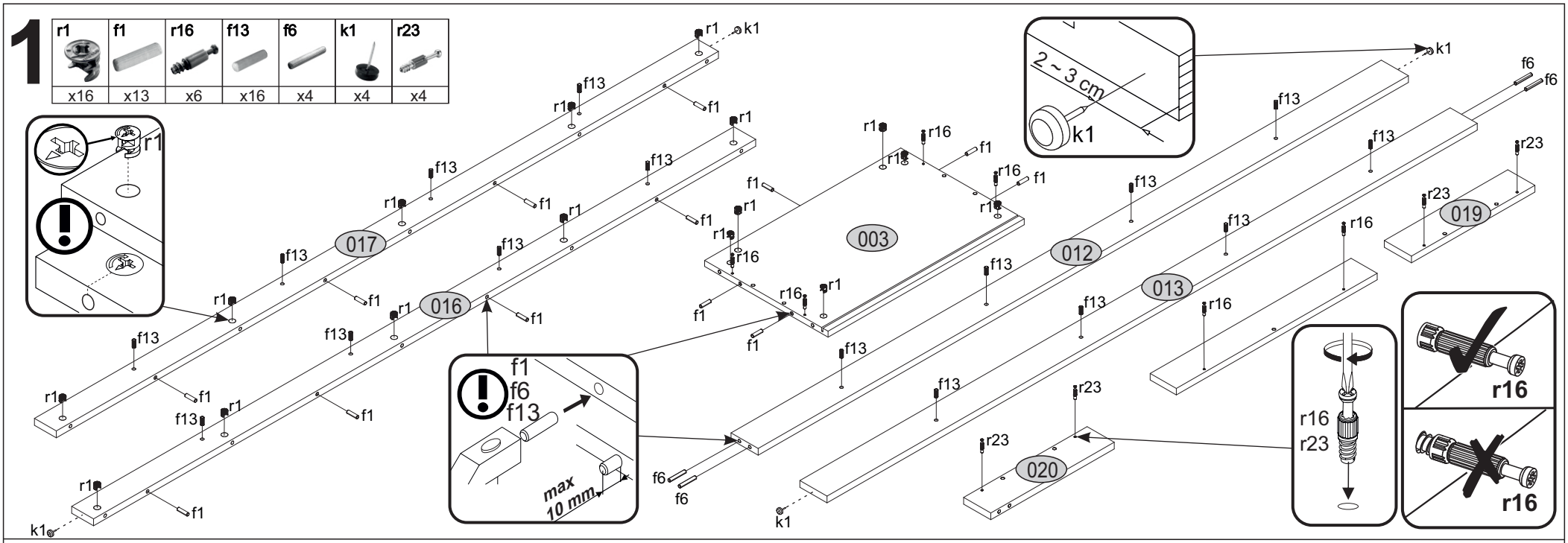


# 2

| r1 | f1 | r16 | n221.01 | p25 | d1 |
|---|---|---|---|---|---|
| x12 | x16 | x8 | x6 | x6 | x12 |

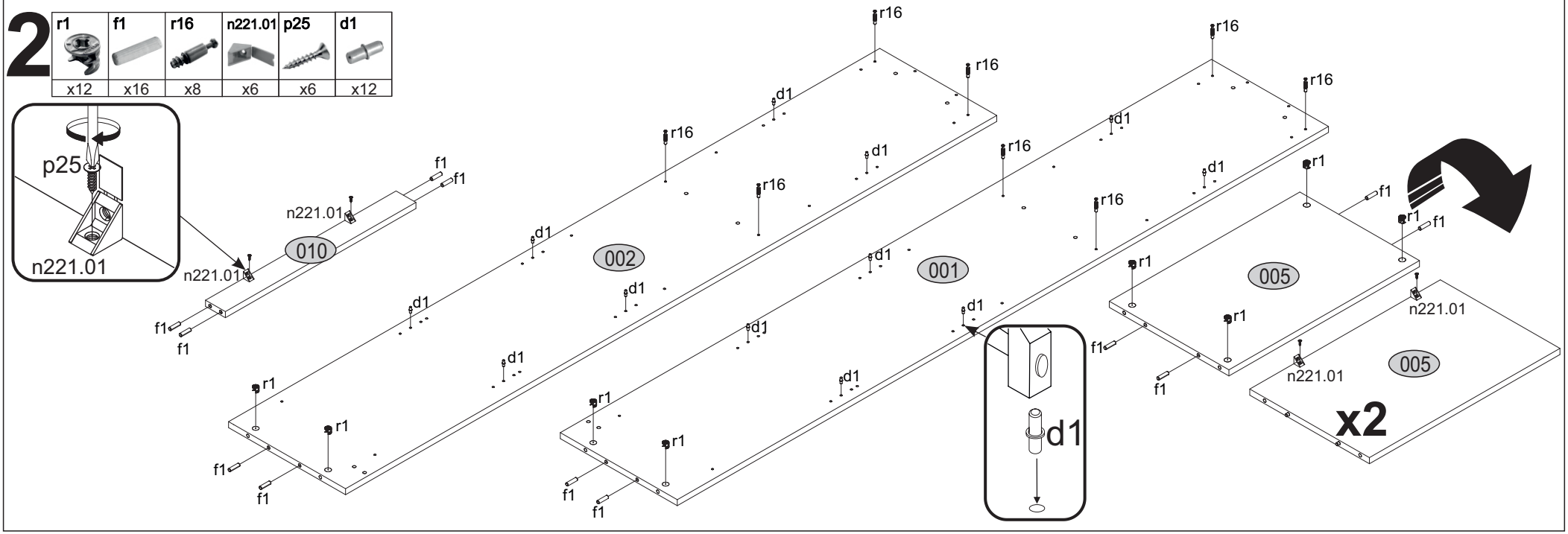

# 3

| r16 | b104 | c82 | p9 | a111 | p25 | k1 |
|---|---|---|---|---|---|---|
| x10 | x2 | x1 | x2 | x2 | x4 | x2 |

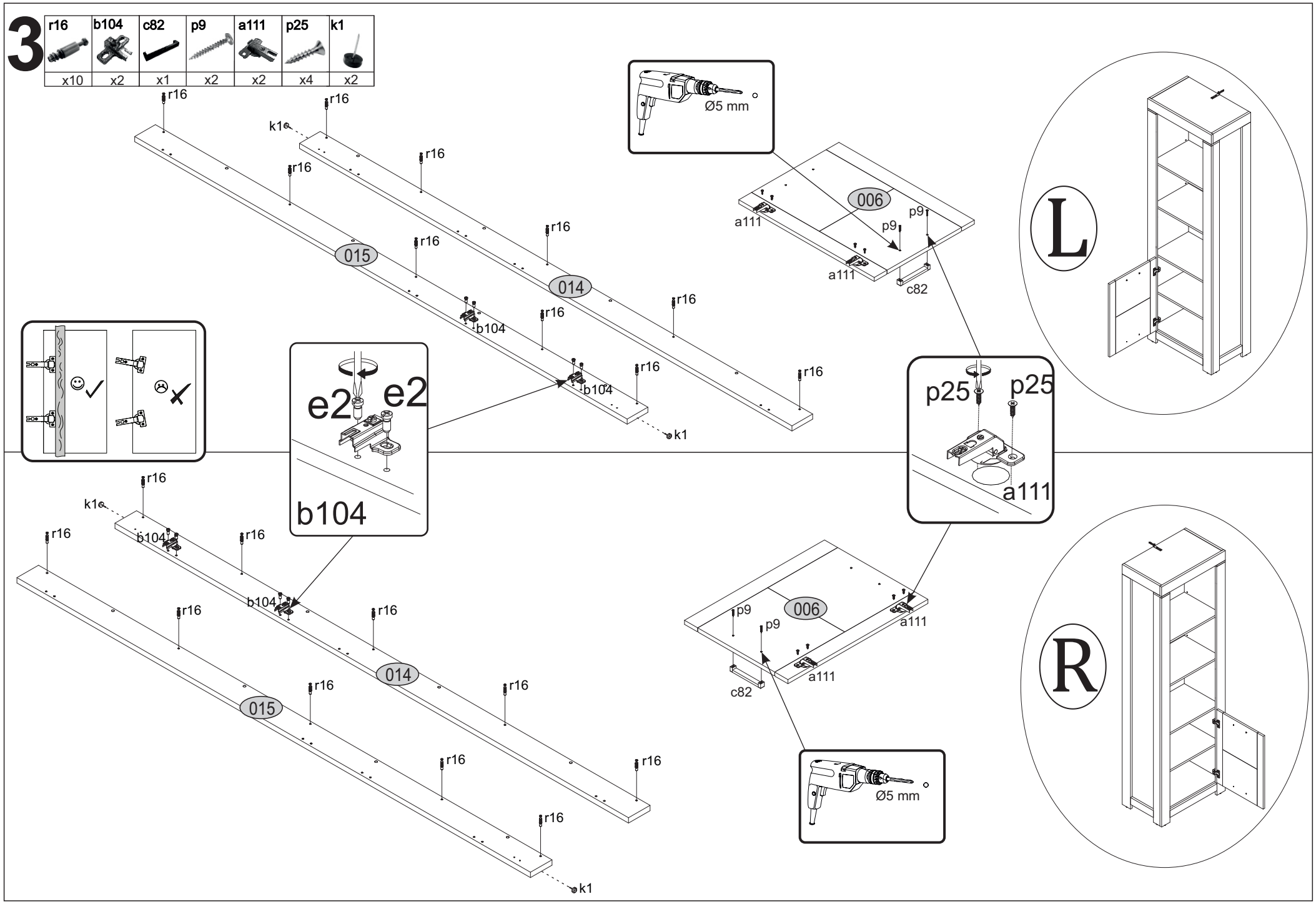

# 4

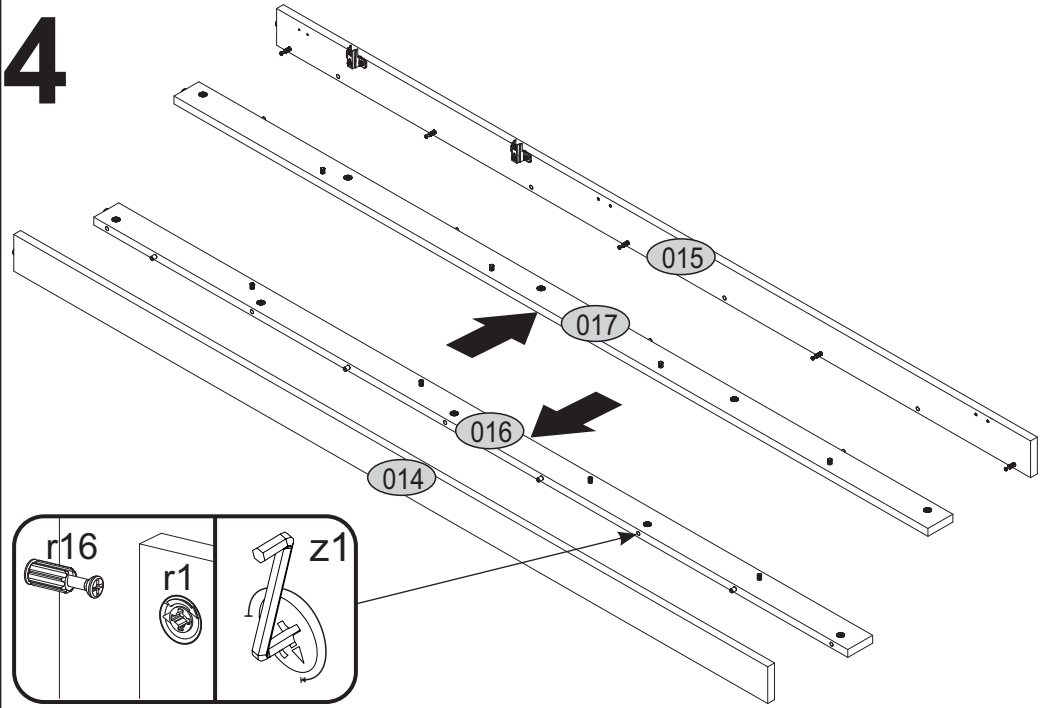
015
017
016
014
r16
r1
z1

# 5

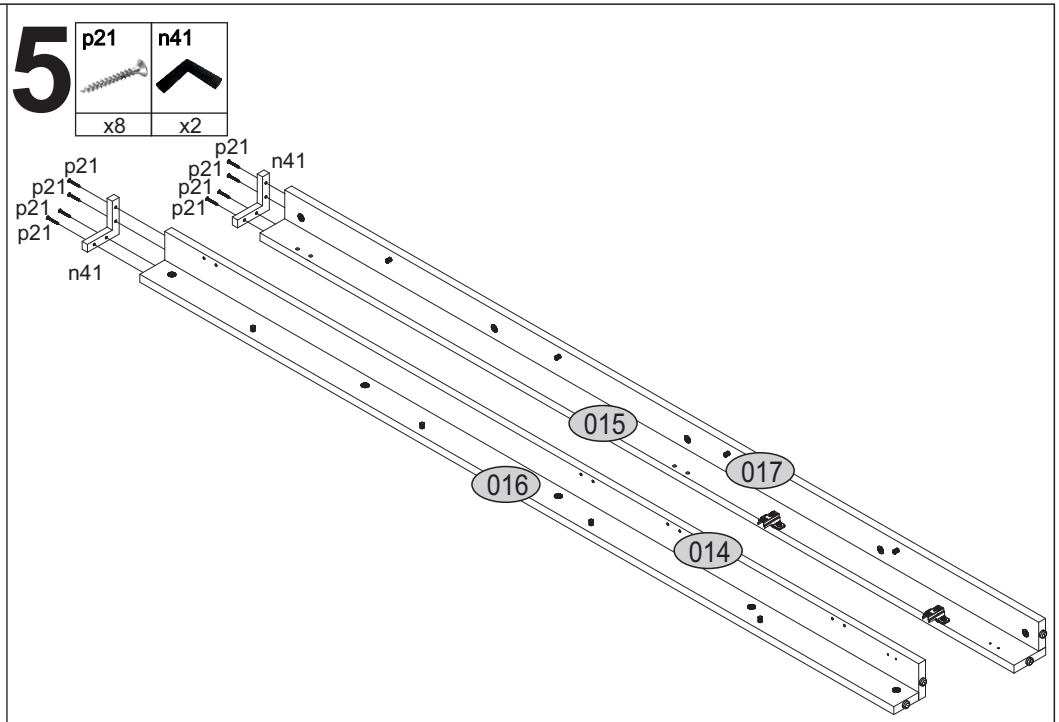
p21
n41
x8
x2
p21
p21
p21
p21
n41
p21
p21
p21
p21
n41
015
017
016
014

# 6

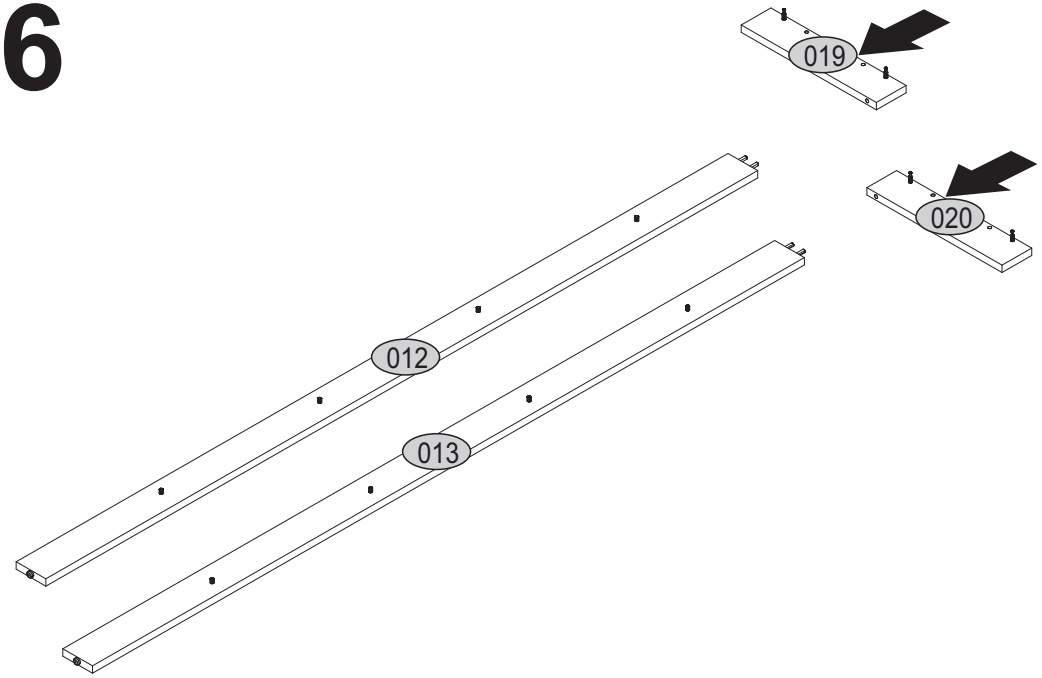
019
020
012
013

# 7

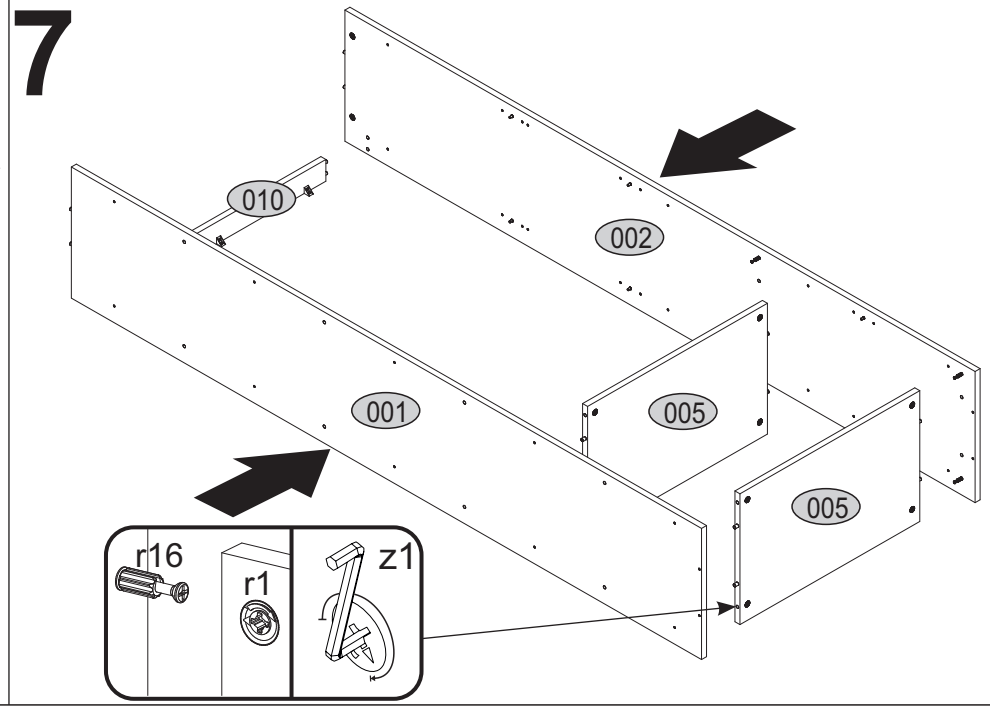
010
002
001
005
005
r16
r1
z1

# 8

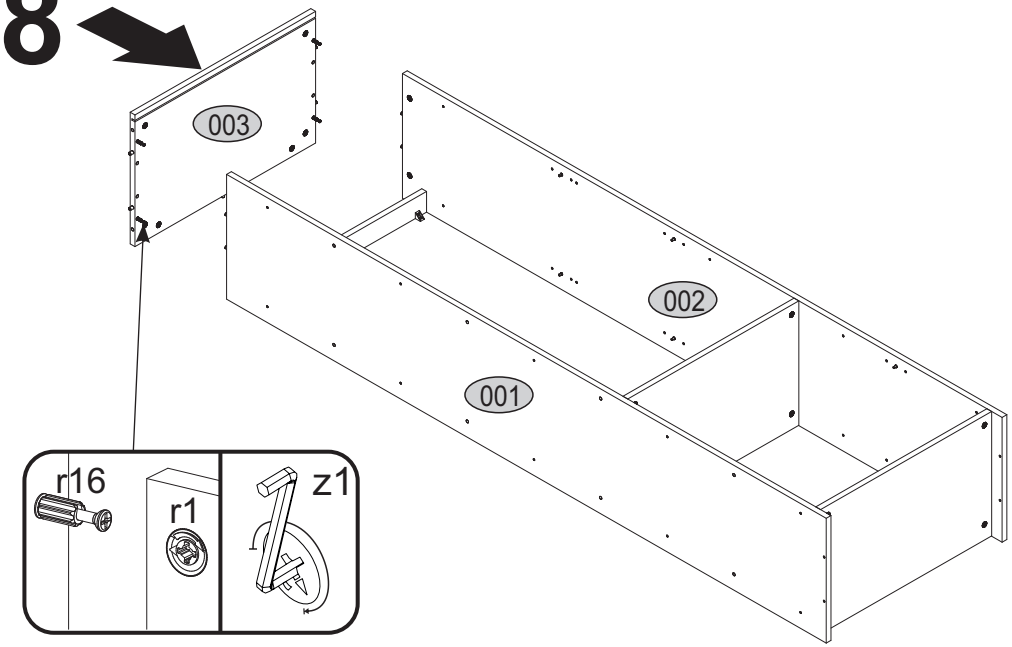
003
002
001
r16
r1
z1

# 9

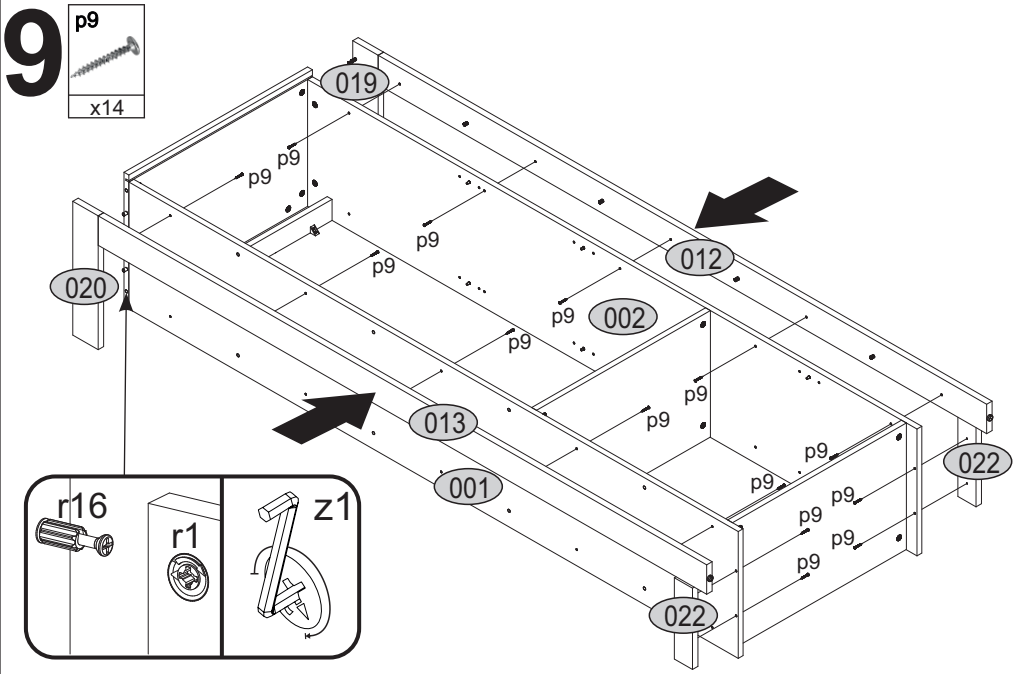
p9
x14
019
020
012
002
013
001
022
022
r16
r1
z1

# 10

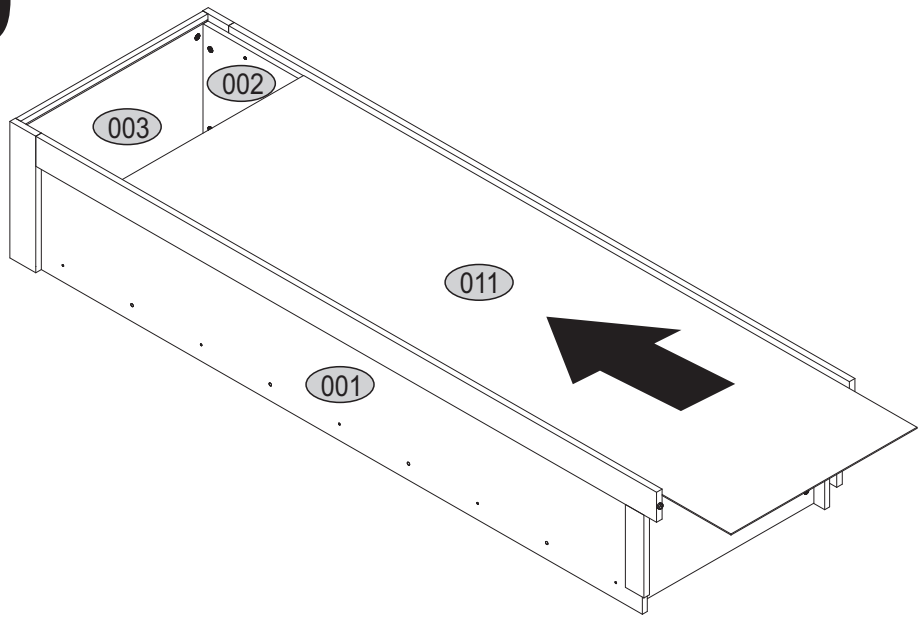
003
002
011
001

# 11

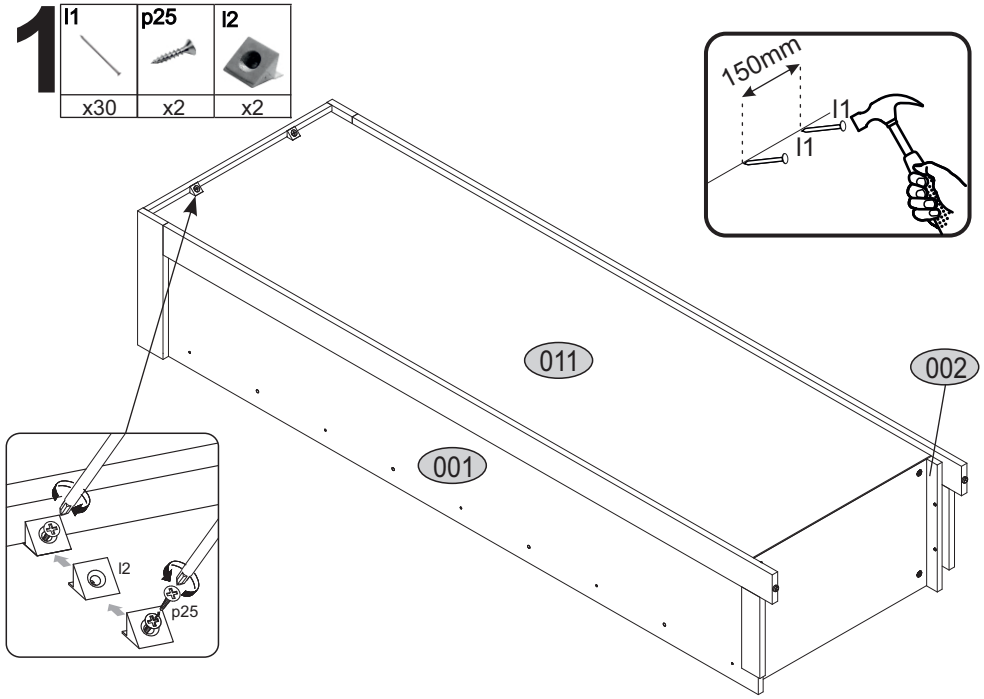
l1
x30
p25
x2
l2
x2
150mm
l1
l1
011
002
001
l2
p25

# 12

| p9 |
|---|
| x10 |

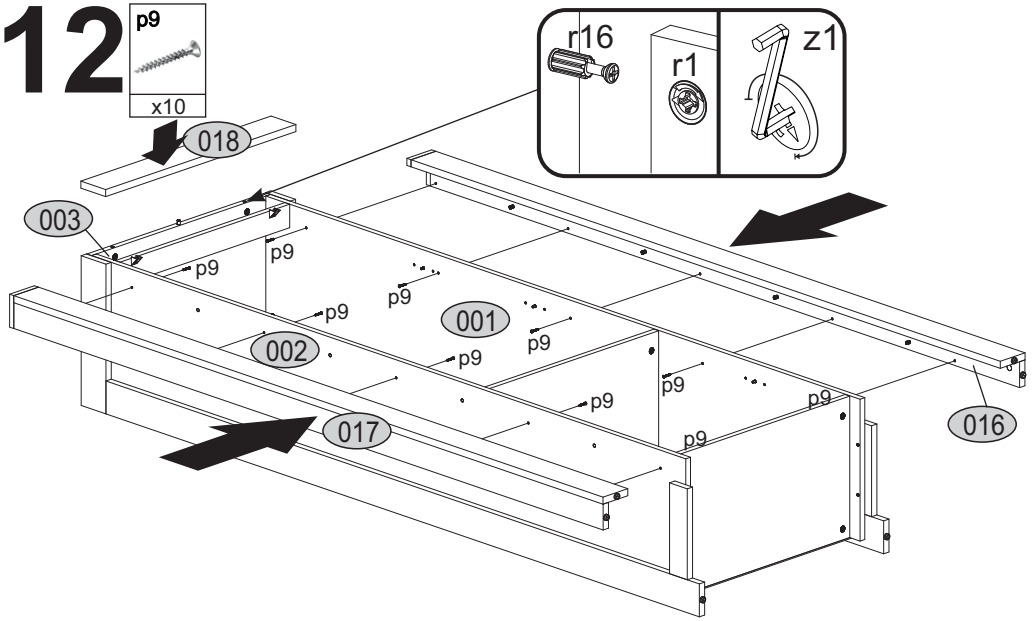


# 13

| p25 | n121.03 |
|---|---|
| x8 | x2 |

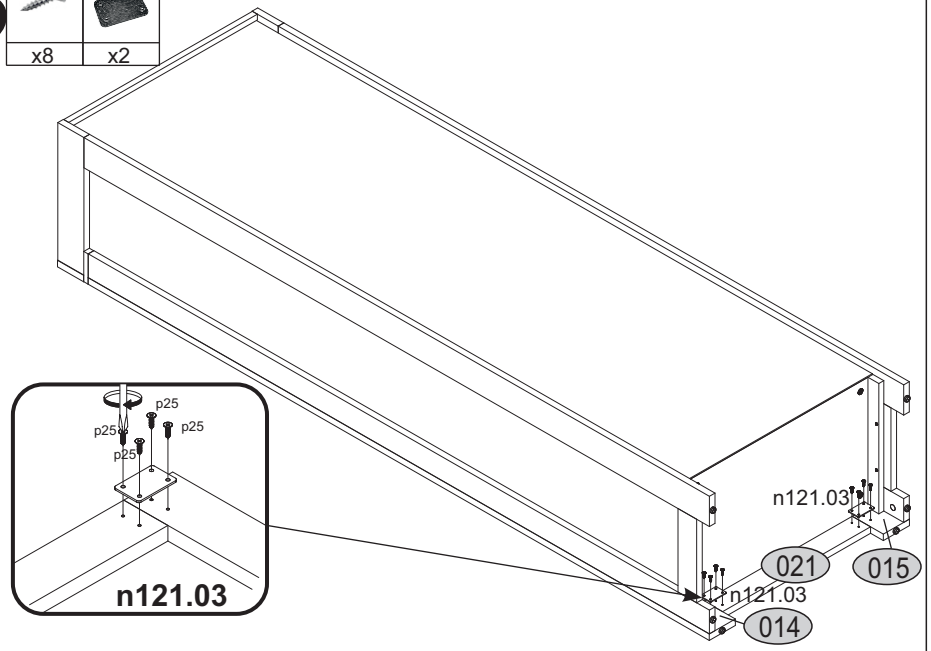


# 14

| p17 | f3 | n14 | p25 |
|---|---|---|---|
| x1 | x1 | x1 | x2 |

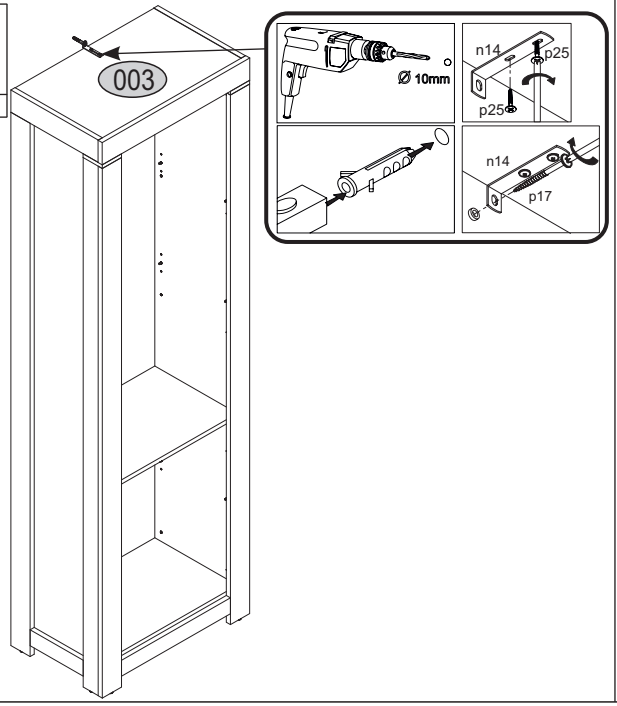




# 15

| p25 |
|---|
| x6 |

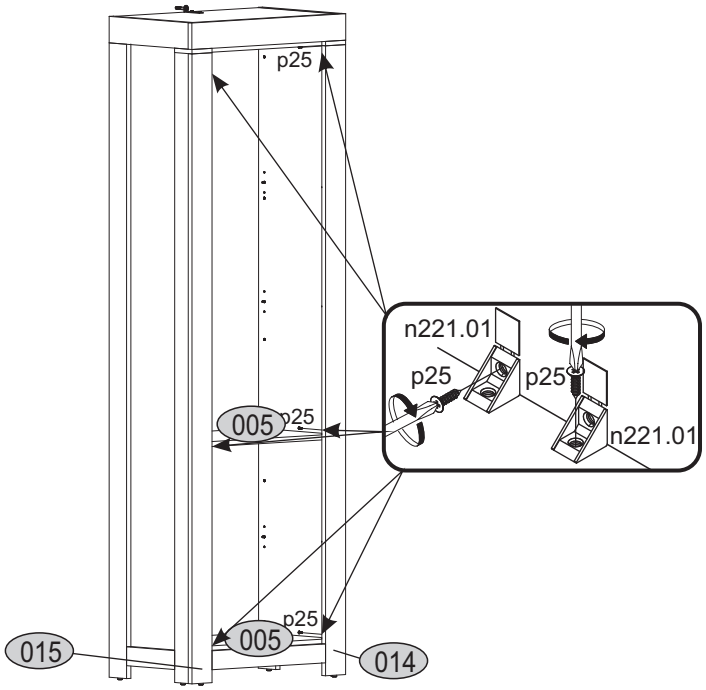

# 16

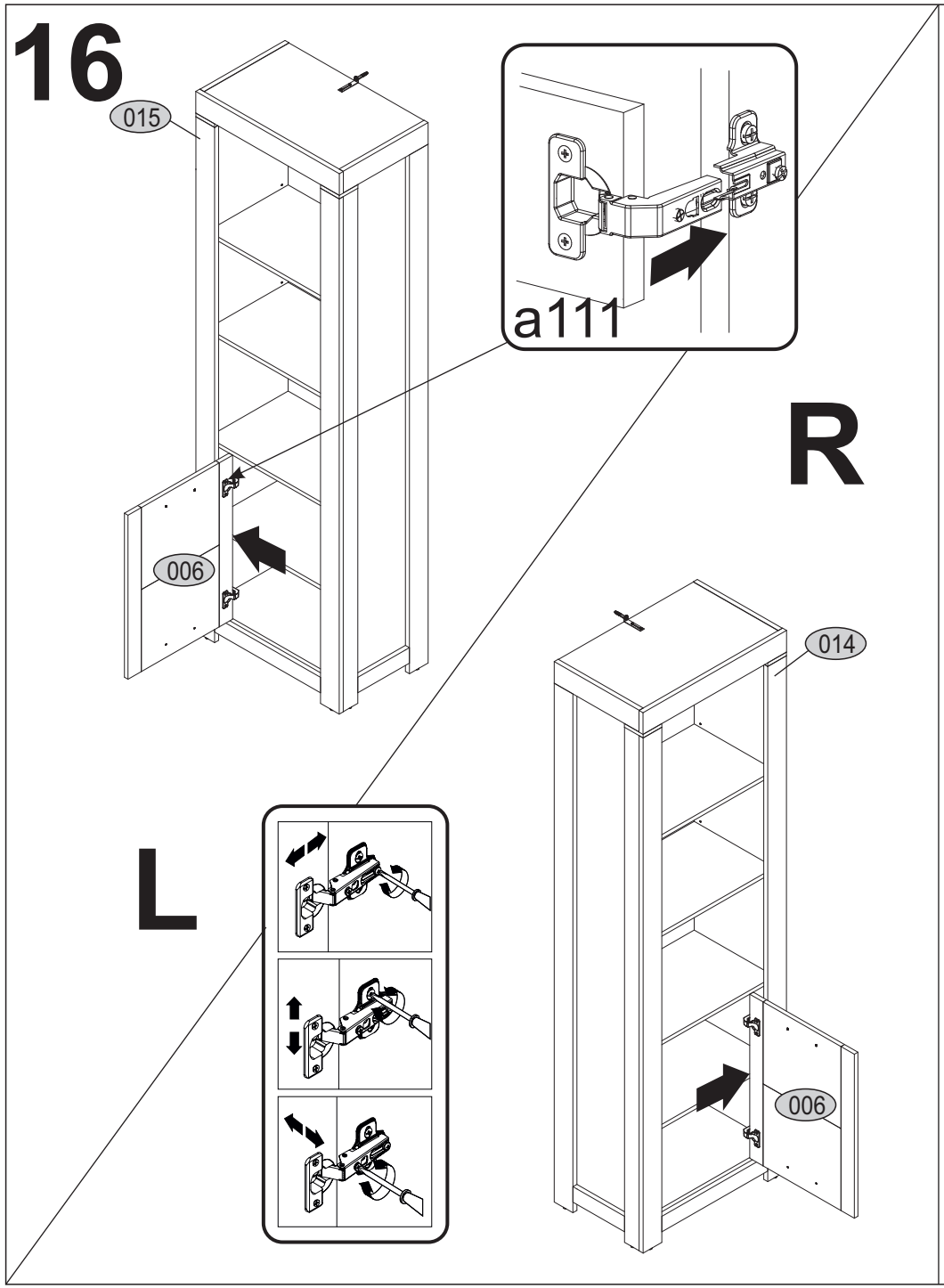
015
006
a111
R
L
014
006

# 17

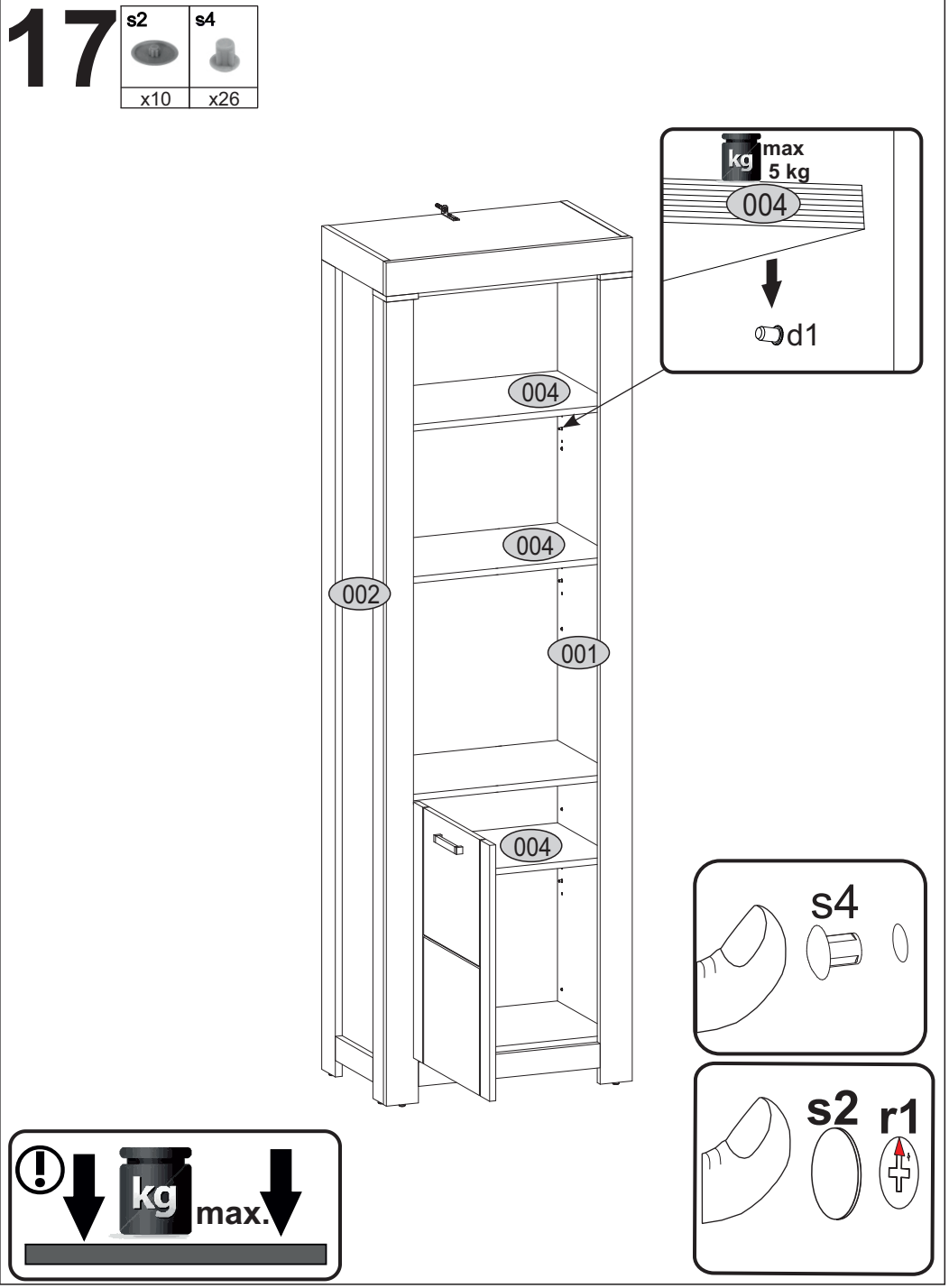
s2
x10
s4
x26
kg max 5 kg
004
d1
004
004
002
001
004
kg max.
s4
s2
r1





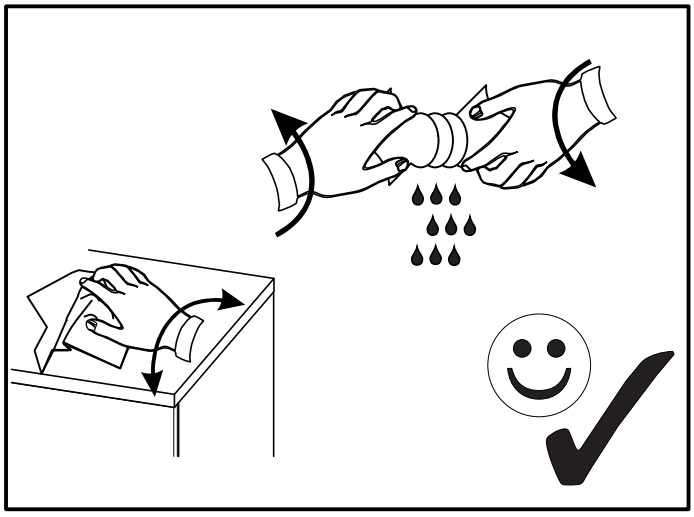

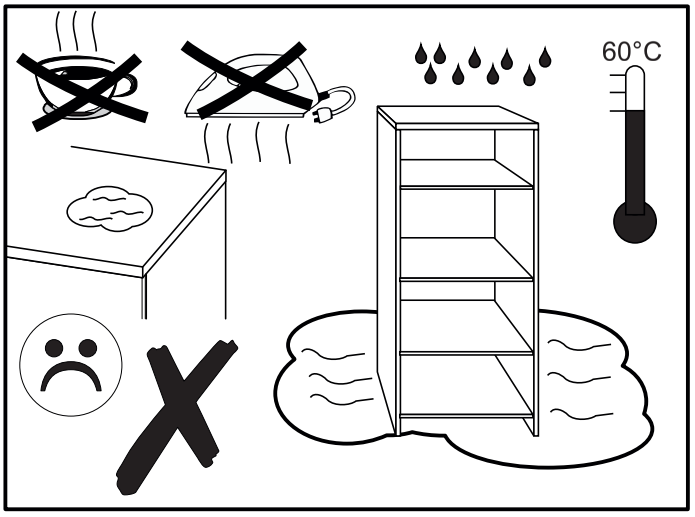
60°C





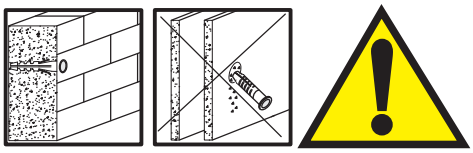

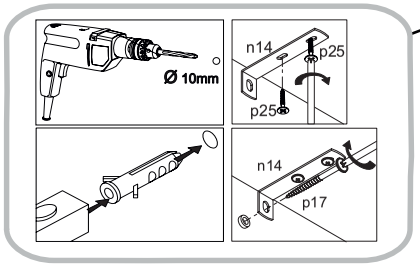




UA
Примітка. Ці меблі необхідно завжди прикріплювати до стіни, щоб уникнути ризиків, пов'язаних з падінням меблів. У пакеті немає кріпильних гвинтів, тому що тип кріплення повинен бути вибраний відповідно до типу стін. Виберіть, будь ласка, відповідні гвинти до вашої стіни

SK.
POZOR! Nábytok musí byť trvalo pripevnený k stene tak, aby sa zamedzio riziku prevrátenia. Balik neobsahuje upevňovacie skrutky, pretože typ upevnenia je treba vybrať podľa typu steny. Vyberte typ vhodný pre Vašu stenu

FR.
ATTENTION! Ce meuble doit être fixé en permanence au mur pour éviter les risques de chute. Les vis de fixation ne sont pas livrées car le type de fixation doit être choisi en fonction du type de mur. Sélectionnez les fixations adaptées au mur.

HU.
FIGYELEM! Rögzítse a bútorokat a falhoz, hogy elkerülje a bútor felborulásának kockázatát. A készletben nem találhatók rögzítőcsavarok, mivel a rögzítés tipusa a fal típusától függ. Válassza ki a fal típusának megfelelő kötőelemeket

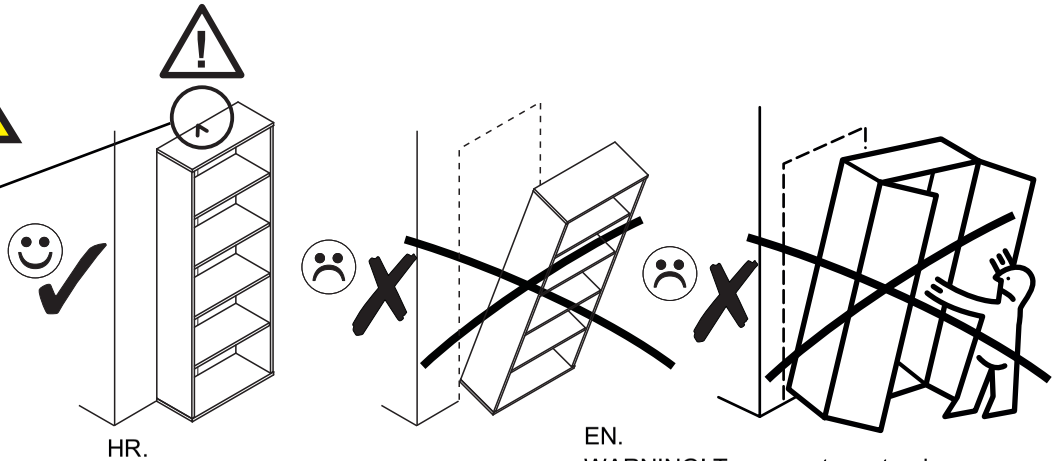

HR.
NAPOMENA! Namještaj mora biti trajno pričvršćen za zid, kako bi se izbjegao rizik od njegova prevrtanja. U paketu nema vijaka za pričvršćivanje, jer se vrsta montaže mora prilagoditi vrsti zida. Odaberite pravu vrstu prema Vašoj vrsti zida

E.
¡ATENCIÓN! El mueble debe serfijado permanentemente a la pared para evitar el riesgo relacionado con el vuelco del mueble. En el paquete no hay tornillos de fijación, ya que se debe elegir el tipo de fijación adecuado para el tipo de pared. Blija el apropiado para su tipo de pared

PL.
UWAGA! Mebel należy trwale zamocować do ściany, aby uniknąć ryzyka związanego z przewróceniem się mebla. W paczce nie ma śrub mocujących, ponieważ rodzaj mocowania należy odpowiednio dobrać do rodzaju ściany. Dobierz właściwe do Twojego rodzaju ściany.

SLO.
POZOR! Pohištvo trajno pritrdite na steno, da preprečite tveganje, da se prevrne. V paketu ni pritrdilnih vijakov, saj je treba način pritrditve ustrezno Izbrati glede na vrsto stene. Izberite način, ki je ustrezen za vašo steno.

CZ.
POZOR! Nábytek je nutné pevně připevnit ke zdi, abychom se vyhnuli riziku spojenému s jeho převrhnutím. Součástí balení nejsou připevňovací šrouby, protože způsoby pipeveni je nutné zvolit podle druhu stěny. Vyberte správný pro Váš typ stěny

EN.
WARNING! To prevent overturning fumiture from fix it to the wall permanently. Fixing devices are not included since differents types wall, require different types of fixing devices. Please make sure you chose the correct ones for your type of wall

D.
ACHTUNG! Um alle mit dem Umkippen des Möbels verbundenen Risiken auszuschließen, muss das Möbel fest an der Wand verankert werden. Beschläge für die Wandbefestigung sind nicht beigepackt, da diese von der jeweiligen Wandbeschaffenheit abhängig sind. Bitte solche Befestigungschläge wählen, die für die heimischen Wände geeignet Sind

GRE.
ΠΡΟΕΙΔΟΠΟΙΗΣΗ! Για αποφυγή ατυχήματος στερεώστε το έπιπλο στον τοίχο μόνιμα. Τα εξαρτήματα τοποθέτησης δεν περιλαμβάνονται καθώς για κάθε τοίχο απαιτούνται διαφορετικά εξαρτήματα. Παρακαλώ βεβαιωθείτε ότι έχετε επιλέξει τα κατάλληλα για τον δικό σας τοίχο αξερτήματα

I.
ATTENZIONE! Il mobile deve essere permanentemente fissato alla parete per evitare i rischi derivanti da un ribaltamento del mobile. La confezione non include le viti di fissaggio, in quanto il tipo di fissaggio deve essere scelto in base al tipo di parete. Utilizzare viti appropriate in base al materiale della parete.